

# WEEKLY NEWS

## 29th January 2021




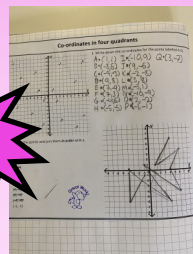
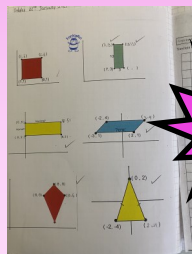

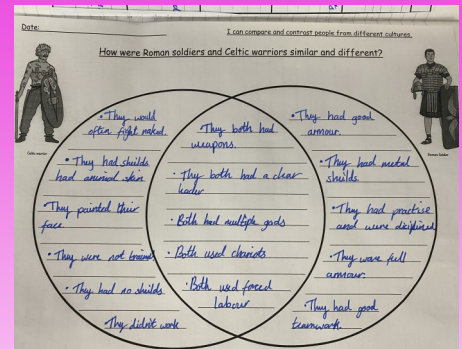

EBOR GARDENS  
Primary Academy

Dear all,

Another cold and wet week has flown by! This week we have seen the amount of people accessing the Google Classroom go up *again* which means that more and more of you are enjoying the Live Sessions that our wonderful teachers are delivering. The teachers are really getting into the swing of things now and we see lots of smiles coming from the teachers and the children on the Live Sessions. If you still haven't managed to get onto the Google Classroom, please get in touch with your child's class teacher on the e-mails they have given you or e-mail our admin e-mail and it will be passed on to the right teacher.

Please note that school will be closed on Friday 12th February for an INSET day—there will be no Live Sessions that day. This means that your children break up for the February half term on Thursday 11th February 2021 and return to school on Monday 22nd February 2021. Have a lovely weekend!

### Ebor Gardens Photo Gallery—(just a glimpse at the learning in school and online!)



Like us Ebor Gardens Primary Academy



Email us  
[admin@eborgardesnacadey.co.uk](mailto:admin@eborgardesnacadey.co.uk)



Follow us @EborAcademy



Call us: 0113 2482750



Visit us [www.eborgardesprimary.co.uk](http://www.eborgardesprimary.co.uk)



## Google Classroom

Lots of the learning provided is now being hosted on Google Classroom. If you are currently isolating or in a lockdown situation, please ensure you contact your teacher if you are unable to log on. Daily activities and Live Sessions are being uploaded to ensure quality education whichever setting you may be in.



## Free School Meals

Those who are eligible for FSM should have received vouchers from Wonde and we will be continuing to issue vouchers through this scheme, moving forward.

If you have any difficulties with the vouchers please contact our admin team ([admin@eborgardensacademy.co.uk](mailto:admin@eborgardensacademy.co.uk)).



## COVID-19

We would like to remind all parents/carers that all adults are asked to wear a mask when entering the school site—this includes areas where you may be waiting to collect your children. This is for everyone's safety and is playing a key part in keeping the spread of the virus as low as possible in our school community.



Dates  
for your



## INSET Dates

**12th February 2021**

26th July 2021

27th July 2021



Like us Ebor Gardens Primary Academy



Email us  
[admin@eborgardensacademy.co.uk](mailto:admin@eborgardensacademy.co.uk)



Follow us @EborAcademy



Call us: 0113 2482750



Visit us [www.eborgardensprimary.co.uk](http://www.eborgardensprimary.co.uk)

# REMOTE EDUCATION 10 TOP TIPS FOR PARENTS

Remote education ensures continuous learning outside the classroom. For parents and carers, remote education isn't always straightforward and there can be a number of factors they need to consider, especially around ensuring their children feel comfortable and are familiar with the whole concept. That's why we've created this guide to help parents and carers support their child in getting the most out of their remote education experience.

## 1. TAKE AN ACTIVE INTEREST IN YOUR CHILD'S LEARNING

As a parent or carer, your school may have explained how remote education works already, but children may still need help. Take an active interest in their learning and help support them whenever they need a helping hand.



## 2. MONITOR YOUR CHILD'S COMMUNICATION AND ONLINE ACTIVITY

It's important to remind your child that despite being at home, the same level of behaviour and conduct exists as if they were at school. Encourage them to remain polite, remember their manners and not to post or send any negative comments just because they are behind a computer.



## 3. ESTABLISH A DAILY SCHEDULE AND ROUTINE

Working from home and trying to learn in a more casual setting that children might associate more with play and a degree of freedom might take a bit of getting used to. Try to stick to a daily routine and use the timetable/schedule that schools have sent home to help children keep on top of their daily learning.



## 4. ENCOURAGE SCREEN BREAKS AND PHYSICAL ACTIVITY AWAY FROM DEVICES

Remote learning will inevitably require more interaction with computers, laptops and tablets. Teachers will invariably advise on screen breaks; however, it doesn't hurt to keep a check on their time online or encourage them to get some fresh air/exercise.



## 5. ENSURE YOUR LEARNING DEVICE IS IN PUBLIC SPACE IN THE HOME

It's important to consider where your PC or laptop is placed if live video is being used. Try to keep the background neutral, with no personal information visible and move learning devices out of the bedroom as this could be deemed inappropriate.




## 6. IMPLEMENT SAFETY CONTROLS AND PRIVACY RESTRICTIONS ON APPS AND SOFTWARE

Dependant on how your school implements remote education, your child may be required to download certain software or apps. Whilst these are likely to be relatively safe to use, like any other new app or platform, parents should still implement safety controls as a precaution.



## 7. ENSURE YOUR CHILD ONLY USES OFFICIAL SCHOOL COMMUNICATION CHANNELS

It's important that all communication with teachers and school staff is directed through approved school channels, whether that be through the school's online portal or the relevant secure messaging site.



## 8. FAMILIARISE YOURSELF WITH RELEVANT SCHOOL POLICIES

Schools should have a policy on remote education that they can share with parents. Familiarise yourself with this and ensure you know what is expected of teachers and your child during lessons, both online and offline.



## 9. MAINTAIN FEEDBACK WITH TEACHERS

Engage in communication with teachers where possible, and try to feed back progress and development as well as any helpful suggestions around the learning process. Be transparent but remain professional and only use official channels to communicate.



## 10. MONITOR YOUR CHILD'S WELLBEING AND MENTAL HEALTH

Remote education will likely mean that your child won't get the same level of social interaction and might not see their friends for a while. Keep a check on their wellbeing and try to encourage them to get out as much as they can. Whilst learning from home might seem fun and exciting to start with, missing out on seeing their friends every day might take its toll.



Like us **Ebor Gardens Primary Academy**



Email us  
[admin@eborgardesnacadey.co.uk](mailto:admin@eborgardesnacadey.co.uk)



Follow us **@EborAcademy**



Call us: **0113 2482750**



Visit us **[www.eborgardesprimary.co.uk](http://www.eborgardesprimary.co.uk)**