

# Music

## Purpose of study

- engage, inspire and challenge pupils
- develop knowledge and skills to experiment, invent and create their own works of Music.
- think critically and develop a more rigorous understanding of Music
- know how Music can reflect and shape our history
- know how Music contributes to the culture, creativity and wealth of our nation.

## Aims

The national curriculum for Music aims to ensure that all pupils:

- produce creative work, exploring their ideas and recording their experiences
- become proficient in Composing, Performing, Listening to and Appraising techniques
- evaluate and analyse creative works using the language of Music
- know about great composers, performers and understand the historical and cultural development of their art forms.

## Attainment targets

By the end of each key stage, pupils are expected to know, apply and understand the matters, skills and processes specified in the relevant programme of study.

## Subject Content Key Stage 1

- Pupils should be taught:
- In music pupils should be taught to:
- use their voices expressively by singing songs and speaking chants and rhymes
- play tuned and untuned instruments musically
- listen with concentration and understanding to a range of high-quality live and recorded music
- experiment with, create, select and combine sounds using the inter-related dimensions of music.

## Subject Content Key stage 2

- Pupils should be taught to sing and play musically with increasing confidence and control. They should develop an understanding of musical composition, organising and manipulating ideas within musical structures and reproducing sounds from aural memory.
- play and perform in solo and ensemble contexts, using their voices and playing musical instruments with increasing accuracy, fluency, control and expression
- improvise and compose music using the inter-related dimensions of music
- listen with attention to detail and recall sounds with increasing aural memory
- use and understand staff and other musical notations
- appreciate and understand a wide range of high-quality live and recorded music from different traditions and from great composers and musicians
- develop an understanding of the history of music

Pupils should be taught to sing and play musically with increasing confidence and control. They should develop an understanding of musical composition, organising and manipulating ideas within musical structures and reproducing sounds from aural memory.

Pupils should be taught to:

- play and perform in solo and ensemble contexts, using their voices and playing musical instruments with increasing accuracy, fluency, control and expression
- improvise and compose music using the inter-related dimensions of music
- listen with attention to detail and recall sounds with increasing aural memory
- use and understand staff and other musical notations
- appreciate and understand a wide range of high-quality live and recorded music from different traditions and from great composers and musicians
- develop an understanding of the history of music.

Music is taught in a one year cycle so for those schools with a one form entry they teach the topics for their year groups. For those with a 1 and a half form entry, schemes have been adapted so that all objectives for that year group are covered. These are highlighted on the planning sheets. For example, if a teacher is teaching a year 5/6 cohort and they are following the year 5 programme for cycle 1 then there are activities for the year 6's in that class to complete to ensure they achieve the year 6 objectives.

## Music Progression within the Wellspring Academies

KS1 Skills	Year 1	Year 2	KS2 Skills	Year 3	Year 4	Year 5	Year 6
<b>Controlling Sounds through singing and playing (Play and Perform)</b>							
<b>Use voices expressively</b>	Use voices in different ways such as speaking, singing and chanting	Use voices expressively and creatively. To sing with the sense of shape of the melody	<b>Sing songs in unison and two parts</b>	To sing in unison, becoming aware of pitch.	To sing in unison maintaining the correct pitch and using increasing expression.	To sing in unison with clear diction, controlled pitch and sense of phrase.	To sing in solo, unison and in parts with clear diction, controlled pitch and with sense of phrase
<b>Play tuned and un-tuned instruments</b>	To create and choose sounds To perform simple rhythmical patterns, beginning to show an awareness of pulse.	To create and choose sounds for a specific effect. To perform rhythmical patterns and accompaniments, keeping a steady pulse.	<b>To play tuned and un-tuned instruments with control and accuracy</b>	To perform simple rhythmical and musical parts, beginning to vary the pitch with a small range of notes.	To play and perform parts with an increasing number of notes, beginning to show musical expression by changing dynamics.	To play and perform parts in a range of solo and ensemble contexts with increasing accuracy and expression.	To play and perform with accuracy, fluency, control and expression
<b>Rehearse and perform with others</b>	To think about others when performing.	To think about others while performing	<b>To practise, rehearse and present performances with an awareness of the audience</b>	To think about others while performing.	To think about others while performing.	To maintain my own part and be aware how the different parts fit together.	To think about the audience when performing and how to create a specific effect.
<b>Creating and developing musical ideas (Create and Compose)</b>							
<b>Create musical patterns</b>	To know about and experiment with sounds	Repeat short rhythmical and melodic patterns	<b>Improvise, developing rhythmic and melodic material when performing</b>	To create simple rhythmical patterns that use a small range of notes.	To create rhythmical and simple melodic patterns using an increased number of notes.	To create increasingly complicated rhythmical and melodic phrases within given structures.	To create and improvise melodic and rhythmic phrases as part of a group performance and compose by developing ideas within a range of given musical structures.
<b>Explore, choose and organise sounds and musical ideas</b>	To recognise and explore how sounds can be organised, To identify and organise sounds using simple criteria e.g. loud, soft, high low.	To Begin to explore and choose and order sounds using the inter-related dimensions of music*.	<b>Explore, choose, combine and organise musical ideas with musical structures</b>	To begin to join simple layers of sound, e.g. a background rhythm and a solo melody.	To join layers of sound, thinking about musical dynamics of each layer and understanding the effect.		
<b>Responding and reviewing appraising skills</b>							
<b>Explore and express ideas and feelings about music</b>	To talk about how music makes you feel or want to move. E.g. it makes me want	To respond to different moods in music and explain thinking about	<b>Analyse and compare sounds</b>  <b>Explore and</b>	To explore and comment on the ways sounds can be used expressively.	To recognise and explore the ways sounds can be combined and used	To describe, compare and evaluate different types of music beginning to use musical words.	To describe, compare and evaluate different types of music using a range of musical







using movement, dance and expressive and musical language.	to jump/sleep/shout etc.	changes in sound.	explain ideas and feelings about music using movement, dance and expressive and musical language.		expressively and comment on this effect.		vocabulary including the inter-related dimensions of music*.
To make improvements to my own work	To think about and make simple suggestions about what could make their own work better. E.g: play faster or louder.	To identify what improvements could be made to own work and make these changes, including altering use of voice, playing of and choice of instruments.	To reflect on and improve own and others work in relation to its intended effect	To comment on the effectiveness of own work, identifying and making improvements.	To comment on the effectiveness of own work, identifying and making improvements based on its intended outcome.	To comment on the success of own and others work, suggesting improvements based on intended outcomes.	To evaluate the success of own and others work, suggesting specific improvements based on intended outcomes and comment on how this could be achieved.
<b>Listening and applying knowledge and understanding</b>							
To listen with concentration and recall sounds within increasing aural memory.	To begin to identify simple repeated patterns and follow basic musical instructions.	To identify and recognise repeated patterns and follow a wider range of musical instructions	To listen with attention to detail and to internalise and recall sounds.	To listen with attention and begin to recall sounds.	To listen to and recall patterns of sounds with increasing accuracy.	To listen to and recall a range of sounds and patterns of sounds confidently.	To listen to, internalise and recall sounds and patterns of sounds with accuracy and confidence.
To know how the combined musical elements of pitch, duration, dynamics, tempo, timbre, texture and silence can be organised and used expressively within simple structures.	To begin to understand that musical elements can be used to create different moods and effects.	To understand how musical elements create different moods and effects.	To know how the combined musical elements of pitch, duration, dynamics, tempo, timbre, texture and silence can be organised within musical structures and used to communicate different moods and effects.	To begin to understand how different musical elements are combined and used to create an effect.	To understand how different musical elements are combined and used expressively.	To begin to identify the relationship between sounds and how music can reflect different meanings.	To identify and explore the relationship between sounds and how music can reflect different meanings.
To understand that sounds	To begin to represent sounds with simple sounds including	To confidently represent sounds with a range of symbols,	To know that music is produced in different ways	To begin to recognise simple notations to	To understand and begin to use established and	To recognise and use a range of musical notations including staff notation.	To use and apply a range of musical notations including staff

can be made in different ways and described using given and invented signs and symbols.	shapes and marks.	shapes or marks.	and described through relevant established and invented notations.	represent music, including pitch and volume.	invented musical notations to represent music.		notation, to plan, revise and refine musical material.
To know how music is used for particular purposes	To listen to short, simple pieces of music and talk about when and why they may hear it. E.g: a lullaby or Wedding march.	To listen to pieces of music and discuss where and when they may be heard explaining why using simple musical vocabulary. E.g. It's quiet and smooth so it would be good for a lullaby.	To understand how time and place can influence the way music is created.	To listen to and begin to respond to music drawn from different traditions and great composers and musicians.	To listen to, understand a wide range of high quality live and recorded music drawn from different traditions, great composers and musicians.	To listen to a range of high quality, live and recorded music from different traditions, composers and musicians and begin to discuss their differences and how music may have changed over time.	To develop an understanding of the history of music from different, cultures, traditions, composers and musicians evaluating how venue, occasion and purpose effects the way that music is created and performed.







**\*Inter-related dimensions of music (dynamics):**

- **PULSE:** the steady beat of a piece of a piece of music
- **PITCH:** the melody and the way the notes change from low to high and vice versa.
- **RHYTHM:** or duration is the pattern of long and short sounds in a piece of music
- **DYNAMICS:** Loud and soft
- **TEMPO:** Fast and slow
- **TIMBRE:** The type of sound – whisper/hum/sing/talk (examples with the voice) or twinkly/hard/soft (examples with instruments)
- **TEXTURE:** Layers of sound (number of instruments or voices playing together)
- **STRUCTURE:** The way the music is laid out –e.g. Verse, chorus, verse.







**KS1 Year 1 Cycle 1 2020 – 2021 and Cycle 2 2021-2022**

<b>Autumn 1</b>	<b>Autumn 2</b>	<b>Spring 1</b>	<b>Spring 2</b>	<b>Summer 1</b>	<b>Summer 2</b>
Hey You!	Rhythm in the way you walk/The Banana Song	In The Groove	Round and Round	Your Imagination	Reflect, Rewind, Replay
					
<b>Performing:</b>					
Use voices expressively (N.C. 1.1)	Use voices expressively (N.C. 1.1)	Use voices expressively (N.C. 1.1)	Use voices expressively (N.C. 1.1)	Use voices expressively (N.C. 1.1)	Use voices expressively (N.C. 1.1)
Play tuned and un-tuned Instruments (N.C.1.2)	Play tuned and un-tuned Instruments (N.C.1.2)	Play tuned and un-tuned Instruments (N.C.1.2)	Play tuned and un-tuned Instruments (N.C.1.2)	Play tuned and un-tuned Instruments (N.C.1.2)	Play tuned and un-tuned Instruments (N.C.1.2)
Rehearse and perform with others (N.C. 1.4)	Rehearse and perform with others (N.C. 1.4)	Rehearse and perform with Others (N.C. 1.4)	Rehearse and perform with Others (N.C. 1.4)	Rehearse and perform with Others (N.C. 1.4)	
<b>Creating and Composing:</b>					
Create musical patterns (N.C. 1.4)		Create musical patterns (N.C. 1.4)	Create musical patterns (N.C. 1.4)	Create musical patterns (N.C. 1.4)	Create musical patterns (N.C. 1.4)
		Explore, choose and organise musical ideas (N.C.1.4)		Explore, choose and organise sounds and musical ideas (N.C.1.4)	Explore, choose and organise sounds and musical ideas (N.C.1.4)
<b>Appraising:</b>					
Explore and express ideas and feelings about music using movement, dance and expressive and musical language (N.C. 1.3)	Explore and express ideas and feelings about music using movement, dance and expressive and musical language (N.C. 1.3)	Explore and express ideas and feelings about music using movement, dance and expressive and musical language (N.C. 1.3)	To make improvements to my own work (N.C. 1.4)	To make improvements to my own work (N.C. 1.4)	Explore and express ideas and feelings about music using movement, dance and expressive and musical language (N.C. 1.3)
To make improvements to my own work (N.C. 1.4)		To make improvements to my own work (N.C. 1.4)			
<b>Listening and Applying knowledge and understanding:</b>					
To listen with concentration and recall sounds within increasing aural memory (N.C. 1.3)	To listen with concentration and recall sounds within increasing aural memory (N.C. 1.3)	To listen with concentration and recall sounds within increasing aural memory (N.C. 1.3)	To listen with concentration and recall sounds within increasing aural memory (N.C. 1.3)	To listen with concentration and recall sounds within increasing aural memory (N.C. 1.3)	To listen with concentration and recall sounds within increasing aural memory (N.C. 1.3)
To understand that sounds can be made in different ways and described using given and invented signs and symbols (N.C. 1.2 AND 1.4)	To know how the combined inter-related dimensions of music can be organised and used expressively within simple structures (N.C. 1.4)	To know how the combined inter-related dimensions of music can be organised and used expressively within simple structures (N.C. 1.4)	To know how the combined inter-related dimensions of music can be organised and used expressively within simple structures (N.C. 1.4)	To know how the combined inter-related dimensions of music can be organised and used expressively within simple structures (N.C. 1.4)	To know how the combined inter-related dimensions of music can be organised and used expressively within simple structures (N.C. 1.4)
		To understand that sounds can be made in different ways and described using given and invented signs and symbols (N.C. 1.2 AND 1.4)	To know how music is used for particular purposes (N.C. 1.4)	To understand that sounds can be made in different ways and described using given and invented signs and symbols (N.C. 1.2 AND 1.4)	To understand that sounds can be made in different ways and described using given and invented signs and symbols (N.C. 1.2 AND 1.4)
		To know how music is used for particular purposes (N.C. 1.4)			To know how music is used for particular purposes (N.C. 1.4)

**KS1 Year 2 Cycle 1 2020 – 2021 and Cycle 2 2021-2022**







<b>Autumn 1</b>	<b>Autumn 2</b>	<b>Spring 1</b>	<b>Spring 2</b>	<b>Summer 1</b>	<b>Summer 2</b>
<b>Hands, Feet, Heart</b>	<b>Ho!, Ho!, Ho!</b>	<b>I Wanna Play In The Band</b>	<b>ZooTime</b>	<b>Friendship Song</b>	<b>Reflect, Rewind, Replay</b>
					
<b>Performing:</b>					
Use voices expressively (N.C. 1.1)	Use voices expressively (N.C. 1.1)	Use voices expressively (N.C. 1.1)	Use voices expressively (N.C. 1.1)	Use voices expressively (N.C. 1.1)	Use voices expressively (N.C. 1.1)
Play tuned and un-tuned Instruments (N.C.1.2)	Play tuned and un-tuned Instruments (N.C.1.2)	Play tuned and un-tuned Instruments (N.C.1.2)	Play tuned and un-tuned Instruments (N.C.1.2)	Play tuned and un-tuned Instruments (N.C.1.2)	Play tuned and un-tuned Instruments (N.C.1.2)
Rehearse and perform with others (N.C. 1.4)	Rehearse and perform with others (N.C. 1.4)	Rehearse and perform with Others (N.C. 1.4)	Rehearse and perform with Others (N.C. 1.4)	Rehearse and perform with Others (N.C. 1.4)	
<b>Creating and Composing:</b>					
Create musical patterns (N.C. 1.4)		Create musical patterns (N.C. 1.4)	Create musical patterns (N.C. 1.4)	Create musical patterns (N.C. 1.4)	Create musical patterns (N.C. 1.4)
		Explore, choose and organise musical ideas (N.C.1.4)		Explore, choose and organise sounds and musical ideas (N.C.1.4)	Explore, choose and organise sounds and musical ideas (N.C.1.4)
<b>Appraising:</b>					
Explore and express ideas and feelings about music using movement, dance and expressive and musical language (N.C. 1.3)	Explore and express ideas and feelings about music using movement, dance and expressive and musical language (N.C. 1.3)	Explore and express ideas and feelings about music using movement, dance and expressive and musical language (N.C. 1.3)	To make improvements to my own work (N.C. 1.4)	To make improvements to my own work (N.C. 1.4)	Explore and express ideas and feelings about music using movement, dance and expressive and musical language (N.C. 1.3)
To make improvements to my own work (N.C. 1.4)		To make improvements to my own work (N.C. 1.4)			
<b>Listening and Applying knowledge and understanding:</b>					
To listen with concentration and recall sounds within increasing aural memory (N.C. 1.3)	To listen with concentration and recall sounds within increasing aural memory (N.C. 1.3)	To listen with concentration and recall sounds within increasing aural memory (N.C. 1.3)	To listen with concentration and recall sounds within increasing aural memory (N.C. 1.3)	To listen with concentration and recall sounds within increasing aural memory (N.C. 1.3)	To listen with concentration and recall sounds within increasing aural memory (N.C. 1.3)
To understand that sounds can be made in different ways and described using given and invented signs and symbols (N.C. 1.2 AND 1.4)	To know how the combined inter-related dimensions of music can be organised and used expressively within simple structures (N.C. 1.4)	To know how the combined inter-related dimensions of music can be organised and used expressively within simple structures (N.C. 1.4)	To know how the combined inter-related dimensions of music can be organised and used expressively within simple structures (N.C. 1.4)	To know how the combined inter-related dimensions of music can be organised and used expressively within simple structures (N.C. 1.4)	To know how the combined inter-related dimensions of music can be organised and used expressively within simple structures (N.C. 1.4)
To know how music is used for particular purposes (N.C. 1.4)		To understand that sounds can be made in different ways and described using given and invented signs and symbols (N.C. 1.2 AND 1.4)	To know how music is used for particular purposes (N.C. 1.4)	To understand that sounds can be made in different ways and described using given and invented signs and symbols (N.C. 1.2 AND 1.4)	To understand that sounds can be made in different ways and described using given and invented signs and symbols (N.C. 1.2 AND 1.4)
		To know how music is used for particular purposes (N.C. 1.4)			To know how music is used for particular purposes (N.C. 1.4)

## LK\$2 Year 3 Cycle 1 2020-2021 and Cycle 2 2021-2022

<b>Autumn 1</b>	<b>Autumn 2</b>	<b>Spring 1</b>	<b>Spring 2</b>	<b>Summer 1</b>	<b>Summer 2</b>
Let Your spirit fly	Glockenspiel 1	Three Little Birds	The Dragon Song	Bringing Us Together	Reflect, Rewind and Replay
					
<b>Performing:</b>					
Sing Songs in unison and in two parts (N.C. 2.1)		Sing Songs in unison and in two parts (N.C. 2.1)	Sing Songs in unison and in two parts (N.C. 2.1)	Sing Songs in unison and in two parts (N.C. 2.1)	Sing Songs in unison and in two parts (N.C. 2.1)
To play tuned and un-tuned instruments with control and accuracy (N.C. 2.1)	To play tuned and un-tuned instruments with control and accuracy (N.C. 2.1)	To play tuned and un-tuned instruments with control and accuracy (N.C. 2.1)	To play tuned and un-tuned instruments with control and accuracy (N.C. 2.1)	To play tuned and un-tuned instruments with control and accuracy (N.C. 2.1)	To play tuned and un-tuned instruments with control and accuracy (N.C. 2.1)
To practice, rehearse and Present performances with an awareness of the audience. (N.C. 2.1)	To practice, rehearse and Present performances with an awareness of the audience. (N.C. 2.1)	To practice, rehearse and Present performances with an awareness of the audience. (N.C. 2.1)	To practice, rehearse and Present performances with an awareness of the audience. (N.C. 2.1)	To practice, rehearse and Present performances with an awareness of the audience. (N.C. 2.1)	
<b>Creating and Composing:</b>					
Improvise, developing rhythmic and melodic material when performing (N.C. 2.2)	Improvise, developing rhythmic and melodic material when performing (N.C. 2.2)		Improvise, developing rhythmic and melodic material when performing (N.C. 2.2)	Improvise, developing rhythmic and melodic material when performing (N.C. 2.2)	Improvise, developing rhythmic and melodic material when performing (N.C. 2.2)
Explore, chose, combine and organise musical ideas with musical structures.(N.C. 2.2)	Explore, chose, combine and organise musical ideas with musical structures.(N.C. 2.2)		Explore, chose, combine and organise musical ideas with musical structures.(N.C. 2.2)	Explore, chose, combine and organise musical ideas with musical structures.(N.C. 2.2)	Explore, chose, combine and organise musical ideas with musical structures.(N.C. 2.2)
<b>Appraising:</b>					
Analyse and compare sounds.			Analyse and compare sounds.	Analyse and compare sounds.	
Explore and explain ideas and feelings about music using movement, dance and expressive and musical language. (N.C. 2.3) (N.C. 2.5)			Explore and explain ideas and feelings about music using movement, dance and expressive and musical language. (N.C. 2.3) (N.C. 2.5)	Explore and explain ideas and feelings about music using movement, dance and expressive and musical language. (N.C. 2.3) (N.C. 2.5)	
To reflect on and improve my own and others' work in relation to its intended effect. (N.C. 2.1)	To reflect on and improve my own and others' work in relation to its intended effect. (N.C. 2.1)	To reflect on and improve my own and others' work in relation to its intended effect. (N.C. 2.1)	To reflect on and improve my own and others' work in relation to its intended effect. (N.C. 2.1)	To reflect on and improve my own and others' work in relation to its intended effect. (N.C. 2.1)	
<b>Listening and Applying knowledge and understanding:</b>					
	To listen with attention to detail and to internalise and recall sounds. (N.C. 2.3)	To listen with attention to detail and to internalise and recall sounds. (N.C. 2.3)	To listen with attention to detail and to internalise and recall sounds. (N.C. 2.3)	To listen with attention to detail and to internalise and recall sounds. (N.C. 2.3)	To listen with attention to detail and to internalise and recall sounds. (N.C. 2.3)
	To know how the combined inter-related dimensions of music can be organised within musical structures and used to communicate different moods and effects. (N.C. 2.2) (N.C. 2.5)	To know how the combined inter-related dimensions of music can be organised within musical structures and used to communicate different moods and effects. (N.C. 2.2) (N.C. 2.5)	To know how the combined inter-related dimensions of music can be organised within musical structures and used to communicate different moods and effects. (N.C. 2.2) (N.C. 2.5)	To know how the combined inter-related dimensions of music can be organised within musical structures and used to communicate different moods and effects. (N.C. 2.2) (N.C. 2.5)	To know how the combined inter-related dimensions of music can be organised within musical structures and used to communicate different moods and effects. (N.C. 2.2) (N.C. 2.5)
To know that music is produced in different ways and described through relevant established and invented notations (N.C. 2.4)	To know that music is produced in different ways and described through relevant established and invented notations (N.C. 2.4)	To know that music is produced in different ways and described through relevant established and invented notations (N.C. 2.4)	To know that music is produced in different ways and described through relevant established and invented notations (N.C. 2.4)		To know that music is produced in different ways and described through relevant established and invented notations (N.C. 2.4)
To understand how time and place can influence the way music is created (N.C. 2.5) (N.C. 2.6)		To understand how time and place can influence the way music is created (N.C. 2.5) (N.C. 2.6)	To understand how time and place can influence the way music is created (N.C. 2.5) (N.C. 2.6)		To understand how time and place can influence the way music is created (N.C. 2.5) (N.C. 2.6)



## LK\$2 Year 4 Cycle 1 2020-2021 and Cycle 2 2021-2022

<b>Autumn 1</b>	<b>Autumn 2</b>	<b>Spring 1</b>	<b>Spring 2</b>	<b>Summer 1</b>	<b>Summer 2</b>
<b>Mamma Mia</b>	<b>Glockenspiel 2</b>	<b>Stop!</b>	<b>Lean on Me</b>	<b>Blackbird</b>	<b>Reflect, Rewind and Replay</b>
					
<b>Performing:</b>					
Sing Songs in unison and in two parts (N.C. 2.1)		Sing Songs in unison and in two parts (N.C. 2.1)	Sing Songs in unison and in two parts (N.C. 2.1)	Sing Songs in unison and in two parts (N.C. 2.1)	Sing Songs in unison and in two parts (N.C. 2.1)
To play tuned and un-tuned instruments with control and accuracy (N.C. 2.1)	To play tuned and un-tuned instruments with control and accuracy (N.C. 2.1)	To play tuned and un-tuned instruments with control and accuracy (N.C. 2.1)	To play tuned and un-tuned instruments with control and accuracy (N.C. 2.1)	To play tuned and un-tuned instruments with control and accuracy (N.C. 2.1)	To play tuned and un-tuned instruments with control and accuracy (N.C. 2.1)
To practice, rehearse and Present performances with an awareness of the audience. (N.C. 2.1)	To practice, rehearse and Present performances with an awareness of the audience. (N.C. 2.1)	To practice, rehearse and Present performances with an awareness of the audience. (N.C. 2.1)	To practice, rehearse and Present performances with an awareness of the audience. (N.C. 2.1)	To practice, rehearse and Present performances with an awareness of the audience. (N.C. 2.1)	To practice, rehearse and Present performances with an awareness of the audience. (N.C. 2.1)
<b>Creating and Composing:</b>					
Improvise, developing rhythmic and melodic material when performing (N.C. 2.2)			Improvise, developing rhythmic and melodic material when performing (N.C. 2.2)	Improvise, developing rhythmic and melodic material when performing (N.C. 2.2)	
		Explore, chose, combine and organise musical ideas with musical structures.(N.C. 2.2)	Explore, chose, combine and organise musical ideas with musical structures.(N.C. 2.2)	Explore, chose, combine and organise musical ideas with musical structures.(N.C. 2.2)	
<b>Appraising:</b>					
	Analyse and compare sounds.  Explore and explain ideas and feelings about music using movement, dance and expressive and musical language. (N.C. 2.3) (N.C. 2.5)	Analyse and compare sounds.  Explore and explain ideas and feelings about music using movement, dance and expressive and musical language. (N.C. 2.3) (N.C. 2.5)	Analyse and compare sounds.  Explore and explain ideas and feelings about music using movement, dance and expressive and musical language. (N.C. 2.3) (N.C. 2.5)	Analyse and compare sounds.  Explore and explain ideas and feelings about music using movement, dance and expressive and musical language. (N.C. 2.3) (N.C. 2.5)	Analyse and compare sounds.  Explore and explain ideas and feelings about music using movement, dance and expressive and musical language. (N.C. 2.3) (N.C. 2.5)
To reflect on and improve my own and others' work in relation to its intended effect. (N.C. 2.1)	To reflect on and improve my own and others' work in relation to its intended effect. (N.C. 2.1)	To reflect on and improve my own and others' work in relation to its intended effect. (N.C. 2.1)	To reflect on and improve my own and others' work in relation to its intended effect. (N.C. 2.1)	To reflect on and improve my own and others' work in relation to its intended effect. (N.C. 2.1)	
<b>Listening and Applying knowledge and understanding:</b>					
	To listen with attention to detail and to internalise and recall sounds. (N.C. 2.3)	To listen with attention to detail and to internalise and recall sounds. (N.C. 2.3)	To listen with attention to detail and to internalise and recall sounds. (N.C. 2.3)	To listen with attention to detail and to internalise and recall sounds. (N.C. 2.3)	To listen with attention to detail and to internalise and recall sounds. (N.C. 2.3)
	To know how the combined inter-related dimensions of music can be organised within musical structures and used to communicate different moods and effects. (N.C. 2.2) (N.C. 2.5)	To know how the combined inter-related dimensions of music can be organised within musical structures and used to communicate different moods and effects. (N.C. 2.2) (N.C. 2.5)	To know how the combined inter-related dimensions of music can be organised within musical structures and used to communicate different moods and effects. (N.C. 2.2) (N.C. 2.5)	To know how the combined inter-related dimensions of music can be organised within musical structures and used to communicate different moods and effects. (N.C. 2.2) (N.C. 2.5)	To know how the combined inter-related dimensions of music can be organised within musical structures and used to communicate different moods and effects. (N.C. 2.2) (N.C. 2.5)
To know that music is produced in different ways and described through relevant established and invented notations (N.C. 2.4)			To know that music is produced in different ways and described through relevant established and invented notations (N.C. 2.4)	To know that music is produced in different ways and described through relevant established and invented notations (N.C. 2.4)	To know that music is produced in different ways and described through relevant established and invented notations (N.C. 2.4)
To understand how time and place can influence the way music is created. (N.C. 2.5) (N.C. 2.6)		To understand how time and place can influence the way music is created. (N.C. 2.5) (N.C. 2.6)		To understand how time and place can influence the way music is created. (N.C. 2.5) (N.C. 2.6)	To understand how time and place can influence the way music is created. (N.C. 2.5) (N.C. 2.6)



